

HOW TO Download E-books

Option 1: Device already logged in on miEbooks

Step 1: Go to your miEbooks library and click on the refresh button.




Step 2: Tap on your new e-books individually to download and authenticate them.

Option 2: Device not logged in, but has the miEbooks app installed

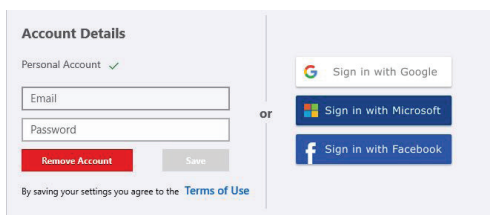
Step 1: Launch the app and click on Got it on the welcome page.



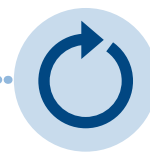
Step 2: Select Personal Account.




Step 3: Type in your Curro credentials (provided via email) and click Save.



Step 4: To access and download your e-books, follow the steps under 'option 1'.



Please note that e-books might take up to 48 hours after purchase to authenticate in the miEbooks app.



Afrikaans Handbook and Study Guide - Grade 6...
Never opened

TAP TO AUTHENTICATE